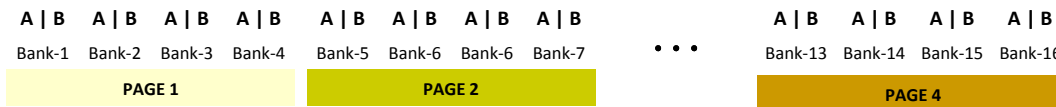


### Preset System

Specular Tempus has 32 presets organized within 4 pages, where each page contains 4 banks, and each bank contains 2 patches (A and B).



You may set the maximum number of *banks* or *pages* to access. For example, restricting the preset access to **two pages** gives you  $2 \text{ pages} \times 4 \text{ banks} \times 2 \text{ patches} = 16$  presets.

Such restriction is useful if you are not using MIDI controller as it could get unwieldy to navigate too many preset locations in consequential manner.

Use the SpecLab editor software to set the maximum number of banks / pages.

### Bank-Up

- Press A and B simultaneously (do not hold).

< The display will show the titles of both patch A and patch B >

Note : - This operation can also be done using an external aux switch box  
 - The current sound does not yet change, until you choose the desired patch (A or B).



### Load a Preset

- Select the desired Bank.
- Tap A or B.

Note : Spillover of reverb or delay tails is present only if the called preset contains the same algorithm and virtual parameter settings as the current preset.



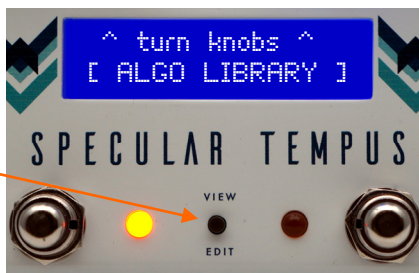
Page #

### Algorithm Library

The algorithm library contains 13 reverbs, 13 delays, and 6 reverb & delay combined algorithms. You can select any one of these algorithms, tweak it, and then save it as presets.

#### 1. Access the algorithm library.

- Tap the View / Edit button



#### 2. Select an algorithm.

- Turn the DECAY / TIME knob to browse the Reverb algorithms.
- Turn the PARAM knob to browse the Delay algorithms.



# SPECULAR TEMPUS

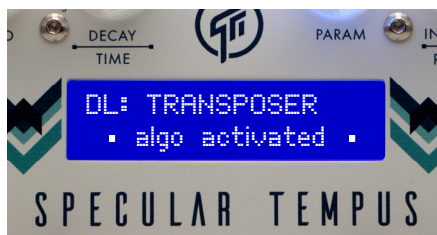
# QUICKSTART GUIDE

### 3. Activate the algorithm.

- Tap the View / Edit button again



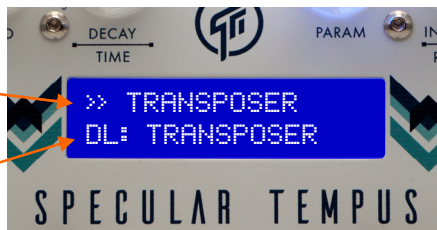
The algorithm is now activated.



You can save the selected algorithm as preset using the normal procedure for saving preset. The preset's title will be automatically set to the name of the algorithm.

Preset title

Algo name



Tips : If you want to change the title you can do so using the SpecLab software. You can also use the SpecLab to perform deeper editing / customization of the algorithms.

### Save a Preset

- Select the desired Bank.
- Press and hold A or B, release after the corresponding LED flashes 3x.

### Bypass

- Tap A or B, whichever is currently active.

Tips : - Reverb / Delay tails spillover and decay out gradually.  
- In Bypass condition you can still do tap-tempo or change bank.

## Algorithm List

### Reverbs

CLASSIC	Spatium
	Room
	Nuance
	70 's Plate
	Spring
ATMOSPHERIC	Modulated
	Shimmer
	Swell
	Vortex
	Voices
	Anti-Shimmer
	Tremble
	Infinity
HYBRID	+Digital [1 sec]
	+Analog [1 sec]
	+Echoes [1 sec]

### Delays

CLASSIC	Digital [1 sec]
	Analog [1 sec]
	Echoes [1 sec]
ESOTERIC	Spectral [1 sec]
	Filter [1 sec]
	Formant [1 sec]
	Transposer [1 sec]
	Ambiental [800 ms]
	Dual Stereo [800 ms]
	Dual Dotted [800 ms]
	Dual Gold [800 ms]
HYBRID	MultiTap 3 [1 sec]
	MultiTap 4 [1 sec]
	Diffuse Dgtl [1 sec]
	Diffuse Anlg [1 sec]
Diffuse [1 sec]	

### Delays

EXTRAS	Tape Echo
	Dynamic Dgtl
	Dynamic Anlg
	Dynamic Echo

accessible only in SpecLab

Visit our website [www.gfisystem.com](http://www.gfisystem.com) for full user manual, editor software and warranty registration.